

ésobande caoutchouc



Edition 2010 / S4 Cou

FICHE TECHNIQUE

PRESENTATION

Bande d'arrêt d'eau pour l'étanchéité des joints d'ouvrages en béton soumis à une pression d'eau.

EMPLOIS

Etanchéité des joints de dilatation et de construction en bâtiment et génie civil, tels que : murs, radiers, ponts, tunnels, stations d'épuration, écluses, barrages, etc.

CONDITIONNEMENT

Standard : Rouleau de 25 mètres.

CARACTERISTIQUES

- Composition :
- Standard : Caoutchouc SBR (ESO 41060AR10)
- Dureté shore A : 60±5
- Allongement à la rupture : 450%
- Résistance à la rupture : 10 Mpa
- Résistance à L'Ozone 50pphm 50H : sans fissuration
- Température de service : - 20°C / + 90°C
- Colonne d'eau maximum de 20 à 180ml suivant profil

TECHNICAL DATA

PRESENTATION

Waterstop rubber profile for joints which are used in submitted water pressure concrete work.

USE

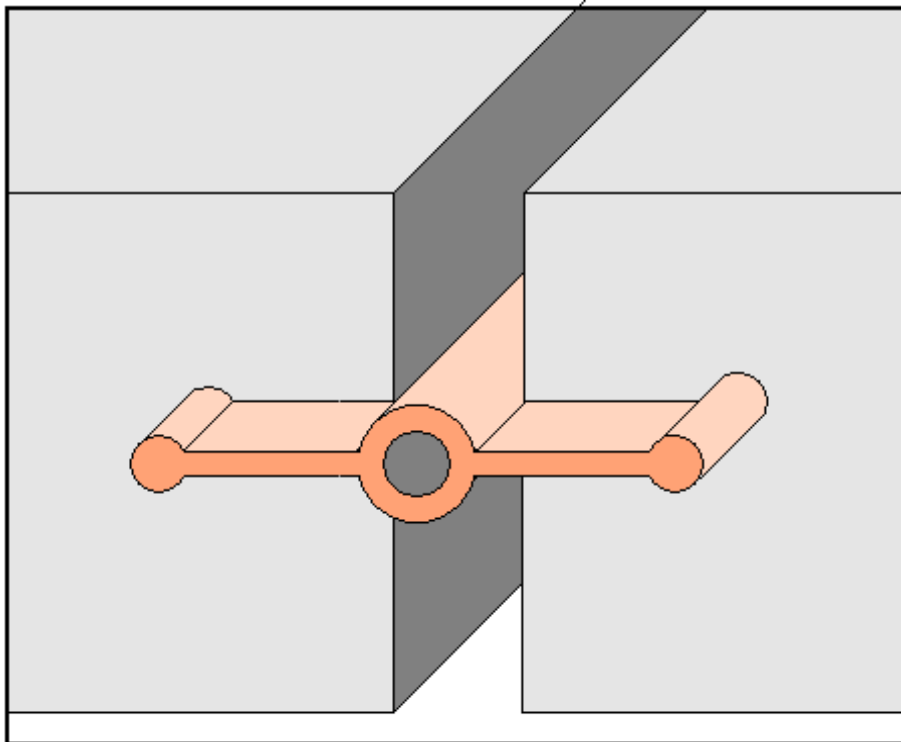
Tightness of expansion and construction joints in building and civil engineering such as : walls, main slabs, bridges, tunnels, water purifications plants, locks, dams, etc.

PACKAGING

Standard: 25 metres roll.

CHARACTERISTICS

- Composition :
- Standard : SBR rubber (ESO 41060AR10)
- Hardness shore A : 60±5
- Elongation at break : 450%
- Resistance at break : 10 Mpa
- Resistance at Ozone 50pphm 50H :without cracking
- Average temperature : -20°C to 90°C
- Water column maximum from 20 till 180 m according to profile



ésope continental

Site web: www.esope-continental.fr

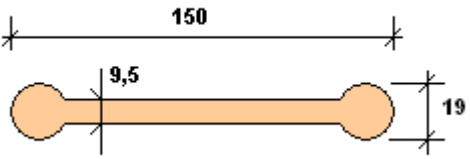
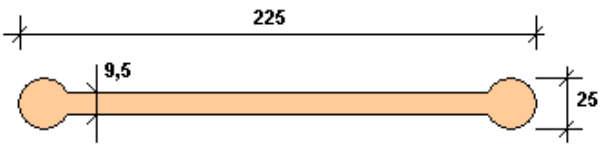
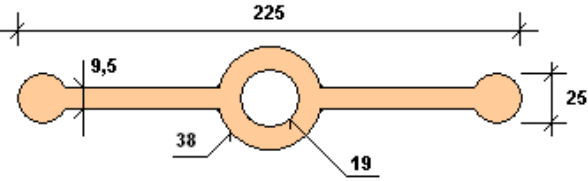
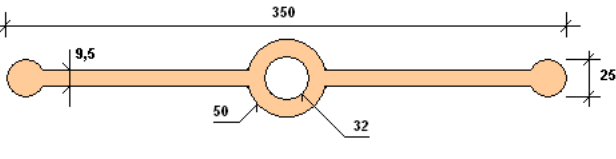
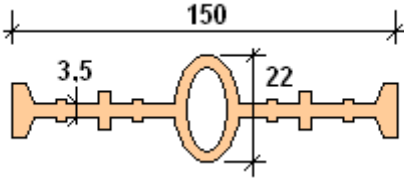
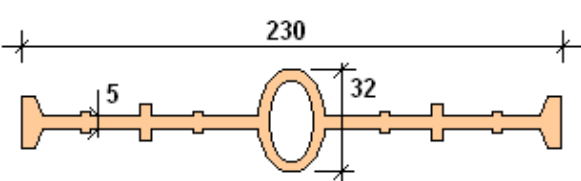
Mail: info@esope-continental.fr

13 Avenue Gustave Rodet – 93250 Villemomble - France

Tél : (33) 01.48.94.91.91 – Fax : (33) 01.48.94.81.50

MODELES STANDARDS (*)
 (*) Autres modèles sur demande

STANDARD MODELS (*)
 (*) Other models on request

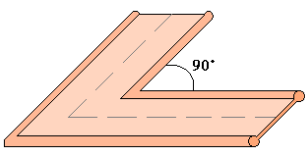
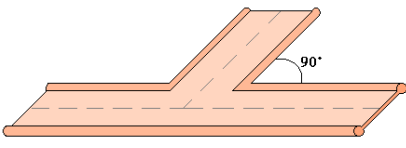
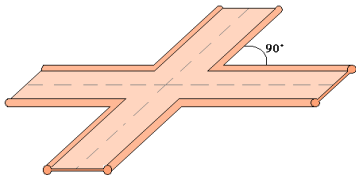
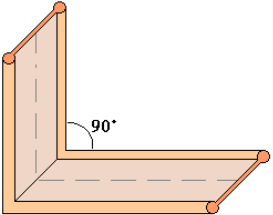
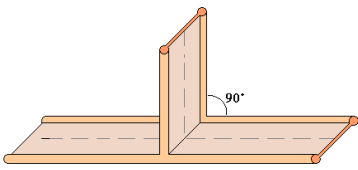
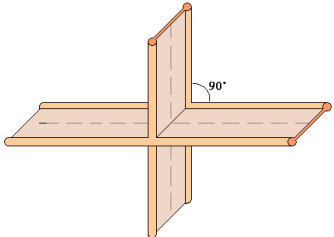
	
<p>Réf. WR 150</p>	<p>Réf. WR 225</p>
	
<p>Réf. WD 225</p>	<p>Réf. WD 350</p>
	
<p>Réf. TB 150/3,5</p>	<p>Réf. TB 230/5</p>

PIECES D'INTERSECTIONS PREFABRIQUEES
 Soudures par vulcanisation ou à froid suivant contraintes.

PRECAST CROSSING PIECES

Les pièces d'intersection sont vulcanisées en usine.
 Ces pièces peuvent être fournies pour tous nos profils

The crossing pieces are always precast in our factory
 The precast pieces are available for all the profiles

		
<p>Réf. L1P</p>	<p>Réf. T1P</p>	<p>Réf. X1P</p>
		
<p>Réf. L2P</p>	<p>Réf. T2P</p>	<p>Réf. X2P</p>